



© CEIP, Umweltbundesamt

EECCA COUNTRIES: CLRTAP REPORTING AND DATA COMPILATION BY CEIP

MELANIE TISTA, 20.3.2018

CEIP umweltbundesamt^U

EMEP CEIP: CENTRE OF EMISSION INVENTORIES AND PROJECTIONS

- Collect, check and handle data submitted under the CLRTAP
- Technical review stage 1-3
- Emission data base: WebDab

http://www.ceip.at/ms/ceip_home1/ceip_home/webdab_eme_pdatabase/

- Provide data for experts, modelers, UNECE secretary, etc.

- Emission data
- Gap-filled and gridded data

Review results 2017

In this section you can display / download stage 1 and stage 2 review data for your country as soon as it is available. You can also deliver comments to the stage 2 review and answers to IEF test questions. The access is password protected. User names and passwords were already provided to CEIP contact points (PDF, 130KB).

A | B | C | D | E | F | G | H | I | J | K | L | M | N | P | R | S | T | U

Party	Stage 1 Status reports	Stage 2 review data	Implied emission factor tests
ALBANIA	Stage 1 Report	Stage 2 Analysis	
ARMENIA	Stage 1 Report	Stage 2 Analysis	
AUSTRIA	Stage 1 Report	Stage 2 Analysis	
AZERBAIJAN	Stage 1 Report	Stage 2 Analysis	
BELARUS	Stage 1 Report	Stage 2 Analysis	
BELGIUM	Stage 1 Report	Stage 2 Analysis	
BOSNIA & HERZEGOVINA	Stage 1 Report	Stage 2 Analysis	

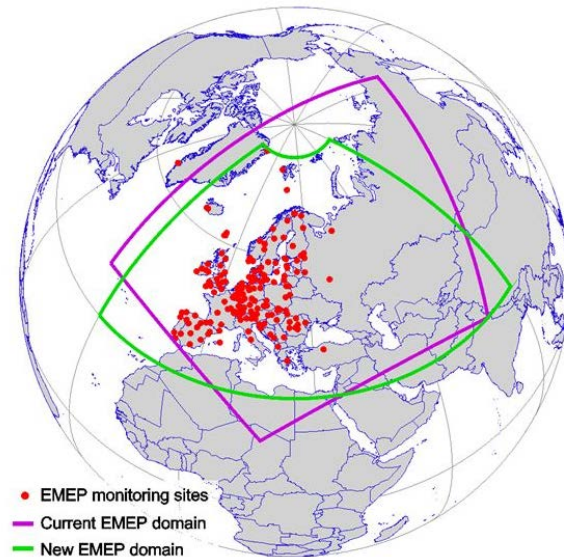
GRIDDED DATA

Reported spatial emission data are **input for models used to assess atmospheric concentrations and deposition.**

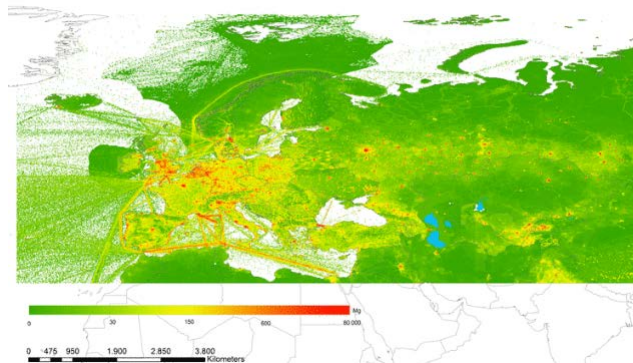
The results of model assessments inform national and international policies used to improve the environment and human health.

Country specific data defining the **grid cells and fraction of grid cells** can be downloaded from the CEIP Website:

http://www.ceip.at/ms/ceip_home1/ceip_home/new_emep-grid/



NOx - National Total - 2015



REPORTING OF THE EECCA COUNTRIES UNDER CLRTAP

Reporting EECCA countries	Main Pollutants (SO _x , NO _x , CO, NH ₃ , NMVOC)			Cd, Hg, Pb			PM _{2.5} , PM ₁₀			POPs (PAH, PCDD/Fs, HCB)			Gridded data (2017)	
	2016	2017	2018	2016	2017	2018	2016	2017	2018	2016	2017	2018	"old"	"new"
Armenia	X		X	X		X	X		X	X		X		
Azerbaijan	X	X	X	X	X	X	X	X	X	X	X	X		
Belarus			X			X			X			X		
Georgia	X	X	X	X	X	X	X	X	X	X	X	X		X
Kazakhstan	X	X	X	X	X	X	X	X	X	X	X	X		
Kyrgyzstan	X	X		X	X		X	X						
Republic of Moldova	X	X		X	X		X	X		X	X			
Russian Federation	X	X	X				X	X	X				X	
Ukraine	X	X		X	X		X	X						

X = full time series reported
X = not all years/pollutants reported
 = not reported

REPORTING OF THE EECCA COUNTRIES UNDER CLRTAP

PM10 - National Total - 2015

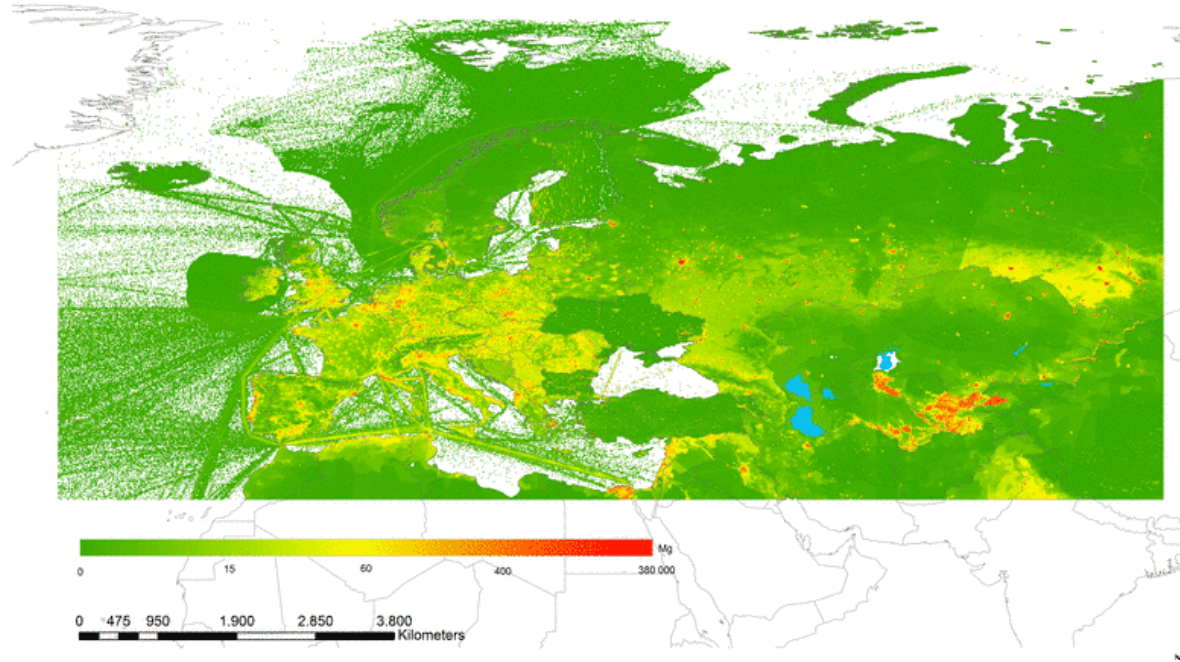
Example:

Ukraine

Uzbekistan,

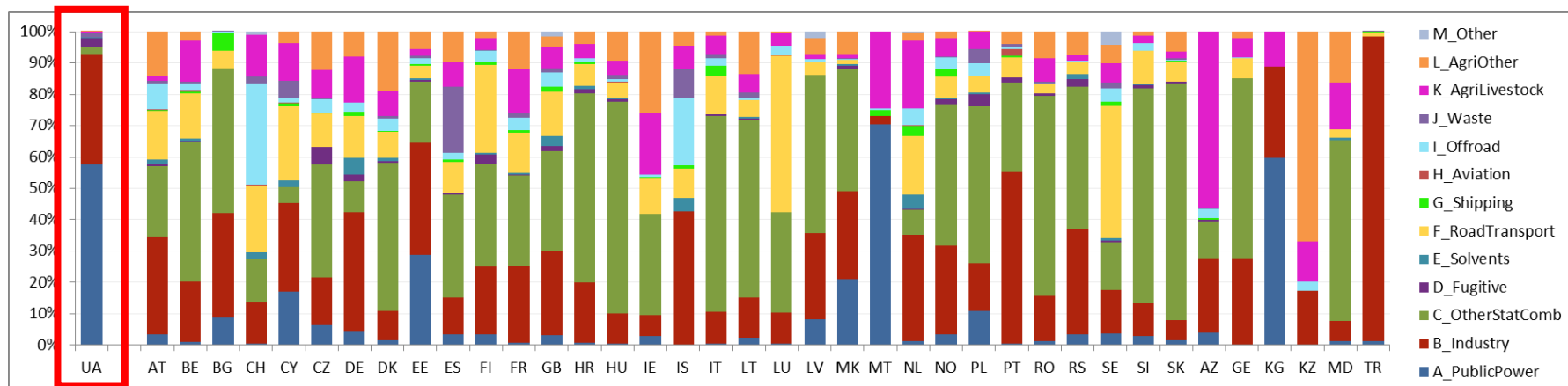
Tajikistan,

Turkmenistan



REPORTING OF THE EECCA COUNTRIES UNDER CLRTAP

PM₁₀ reporting in 2017 (year 2015):



RECOMMENDATIONS FOR REPORTING

- Use the EMEP/EEA air pollutant emission inventory guidebook:

<https://www.eea.europa.eu/publications/emep-eea-guidebook-2016>

- Visit the CEIP website (reporting instructions, RepDab Check):

www.ceip.at

- Follow the review results:

http://www.ceip.at/ms/ceip_home1/ceip_home/review_results/

- Reporting on time! Data submission: 15th February, Resubmissions: 15th March, Gridded data: 1st May
- Questions: emep.emissions@umweltbundesamt.at

CONTACT & INFORMATION

Melanie Tista

Centre of Emission Inventories and Projections

+43-1/31304-5936

melanie.tista@umweltbundesamt.at

CEIP

www.ceip.at

Umweltbundesamt

www.umweltbundesamt.at

Saltjöbaden VI

Gothenborg ● 20.3.2018